LOW FREQUENCY POWER INVERTER/CHARGER

EP2000 PRO SERIES (300W 600W 800W 1000W)

AC INPUT
BYPASS
FAULT
BATTERY
AC OUTPUT
MUST
ON
MUST
220
100
ON
OFF
POWER INVERTER

EP2000 PRO series inverter is a cost effective, intelligent with UPS function. The comprehensive LCD offers user-configurable and easy-accessible button adjustment such as battery charge current, battery charge voltage, frequency, buzzer etc.

It's perfect for the user who need a simple and economical inverter,with user-friendly installnation and setting.

Tower and rack design available for different choices.

Rated power
300W to 1000W

Pure sine wave
output

DC12V/24V

Smart LCD
setting

Cold start
function

3 steps charging
algorithm

Built in AVR
function

RS232 (Optional)
monitoring function

Overload
protection

Short-circuit
protection

Battery reverse
polarity protection
(Optional)

Support USB

Appearance


TEL/FAX
IN
OUT
USB
RS232
INPUT
OUTPUT
Battery
Battery Voltage
12VDC
24VDC
MUST
ON

EP2000 PRO
(Tower)


MUST
POWER INVERTER
ON
OFF
OUTPUT
RS232
INPUT
BAT+
BAT-
Battery Voltage
12VDC
24VDC

EP2000 PRO
(Rack)

Insights

MUST

240-10094-01
OL2018.03

EP2000 PRO
(Rack)



EP2000 PRO
(Tower)

PRODUCT FEATURES

MUST®

SMART & INTELLIGENT FEATURES

Battery reverse protection

There's a battery reverse protection board with the DC fuse, then the inverter will be perfectly protected while installer or user connect the battery in reverse pole accidentally


250-00435-
40A/32V*4
F4
W2

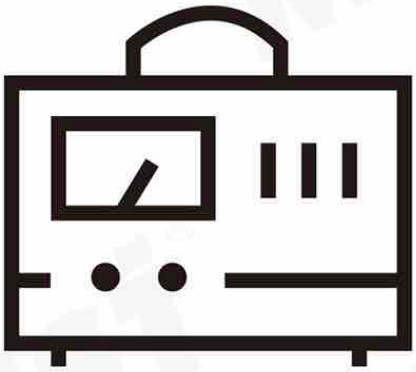

AVR function

AVR function make inverter offer stable AC output voltage so that being not harmful for the loads.

AVR:220VAC / 230VAC

MUST

USB/RS232 port

USB/RS232 Optional , as communication port for connecting pc to monitor system working status.

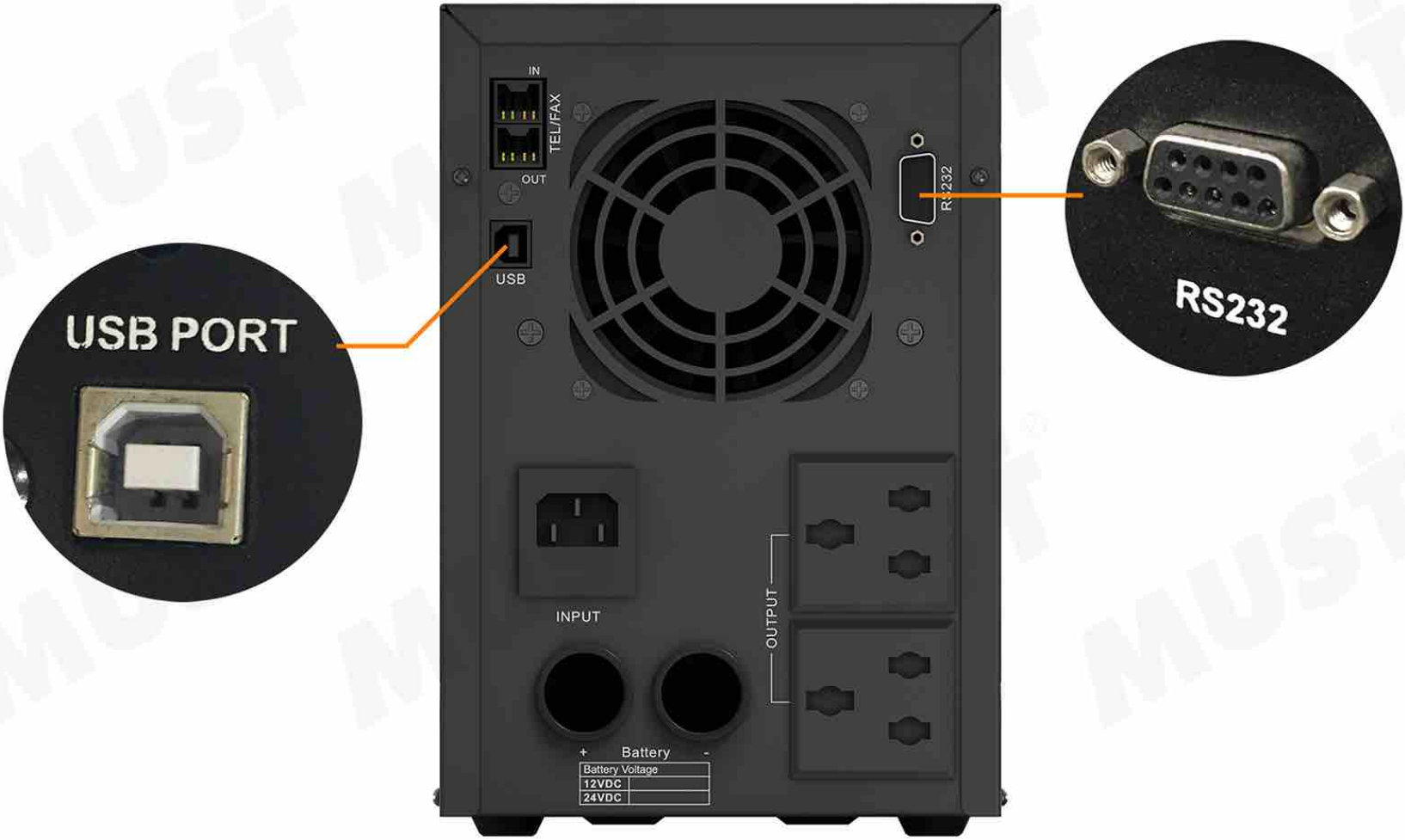

USB PORT
RS232
IN
TEL/FAX
OUT
USB
RS232
INPUT
OUTPUT
+ Battery -
Battery Voltage
12VDC
24VDC

Datas can be setup on computer monitoring software.

Datas including: Output frequency, charging current, charging volatge, shutdown voltage, buzzer switch and ac charging enable or not.

MUST®

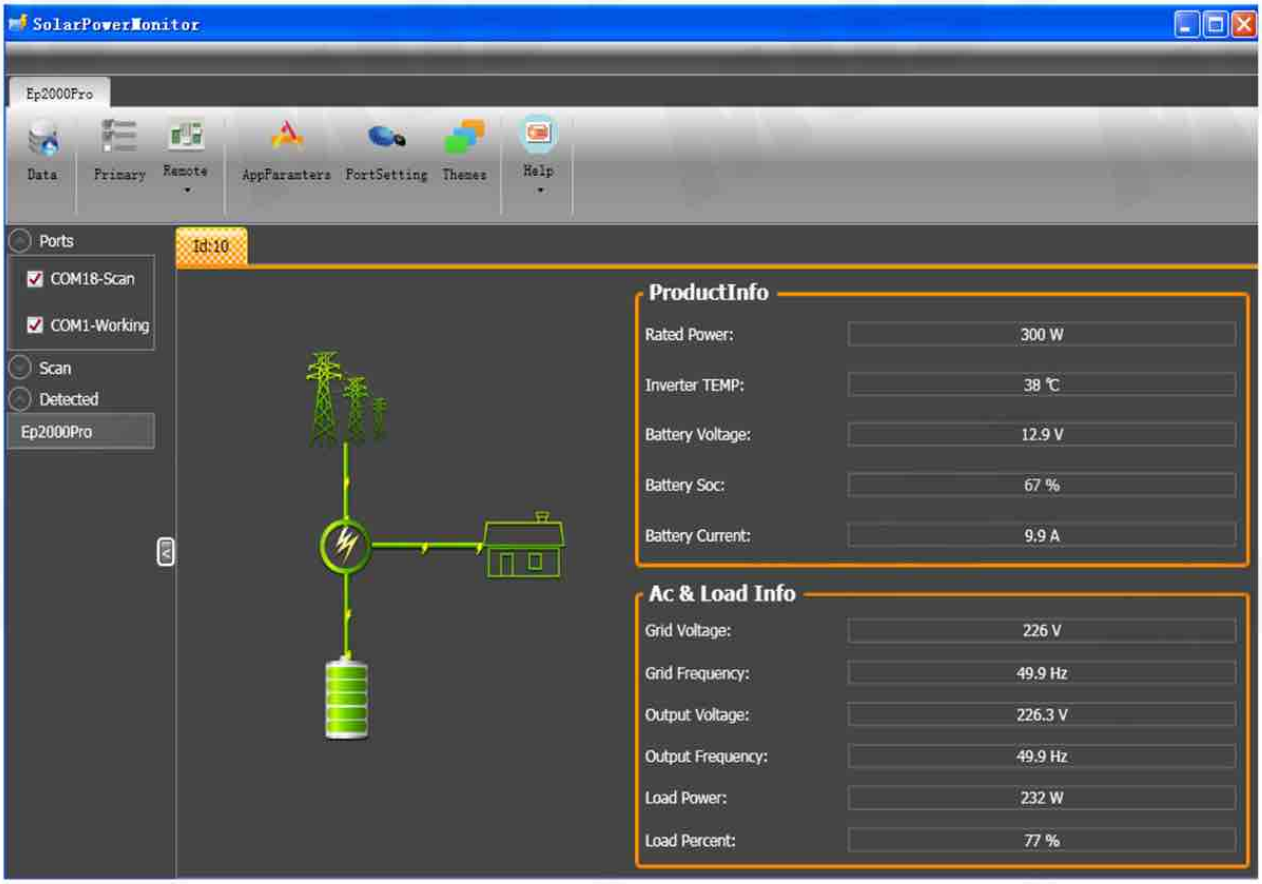
SolarPowerMonitor
Ep2000Pro
Data
Primary
Remote
AppParamters
PortSetting
Themes
Help
Ports
☑ COM18-Scan
☑ COM1-Working
Scan
Detected
Ep2000Pro
Id:10

ProductInfo

Rated Power: 300 W
Inverter TEMP: 38 ℃
Battery Voltage: 12.9 V
Battery Soc: 67 %
Battery Current: 9.9 A

Ac & Load Info

Grid Voltage: 226 V
Grid Frequency: 49.9 Hz
Output Voltage: 226.3 V
Output Frequency: 49.9 Hz
Load Power: 232 W
Load Percent: 77 %

(solar power monitor)

Smart LCD screen setting function, including

- Output frequency
- Charging current
- Charging voltage
- Shutdown voltage
- Buzzer switch
- AC charging enabled

BYPASS
AC INPUT
FAULT
BATTERY
AC OUTPUT

MUST


230 VAC 50.0 Hz
INPUT
BYPASS
LINE
BATTERY
0 25
0 25 50

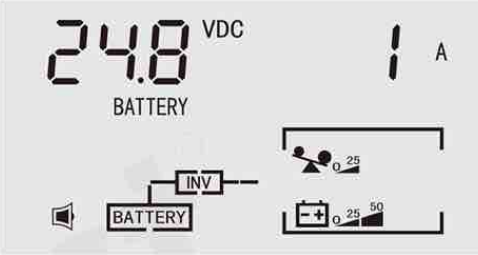
24.8 VDC
1 A
BATTERY
INV
BATTERY
0 25
0 25 50


230 VAC 50.0 Hz
OUTPUT
INV
BATTERY
0 25
0 25 50


879 W
88 %
LOAD
BYPASS
LINE
BATTERY
0 25 50 75 100
0 25 50

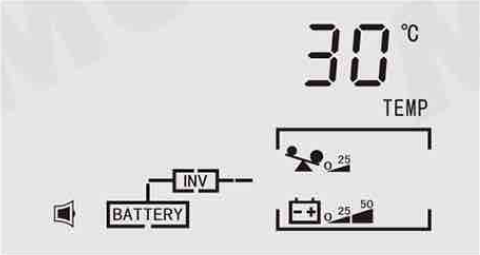
30 ℃
TEMP
INV
BATTERY
0 25
0 25 50

PRODUCT DETAILS

MUST HELP YOU CONTROL EVERY DETAIL

Details reflect quality

EP2000 PRO (Tower)

MUST

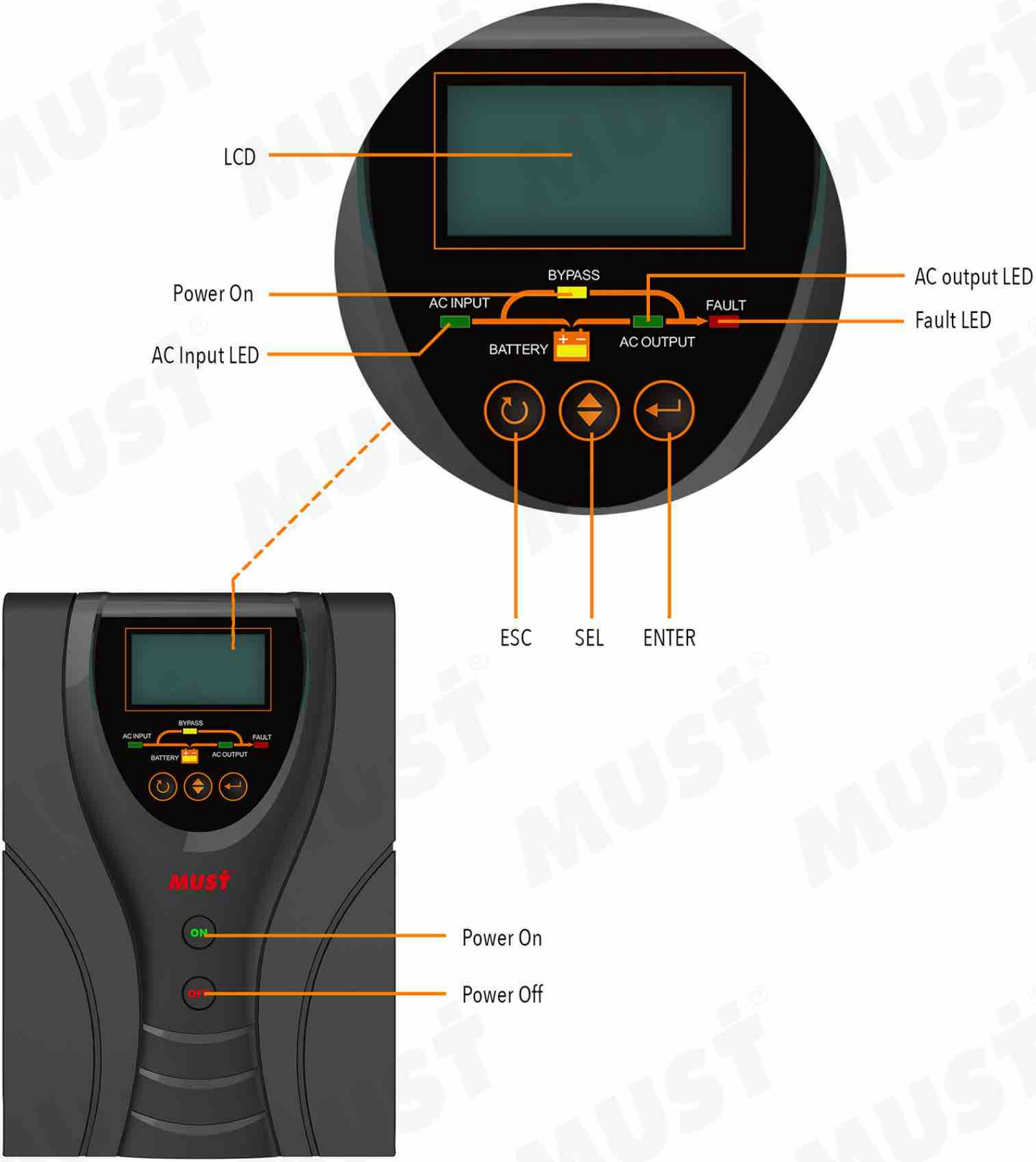
LCD
Power On
AC Input LED
BYPASS
AC INPUT
BATTERY
AC OUTPUT
FAULT
AC output LED
Fault LED
ESC
SEL
ENTER
MUST
ON
OFF
Power On
Power Off

MUST

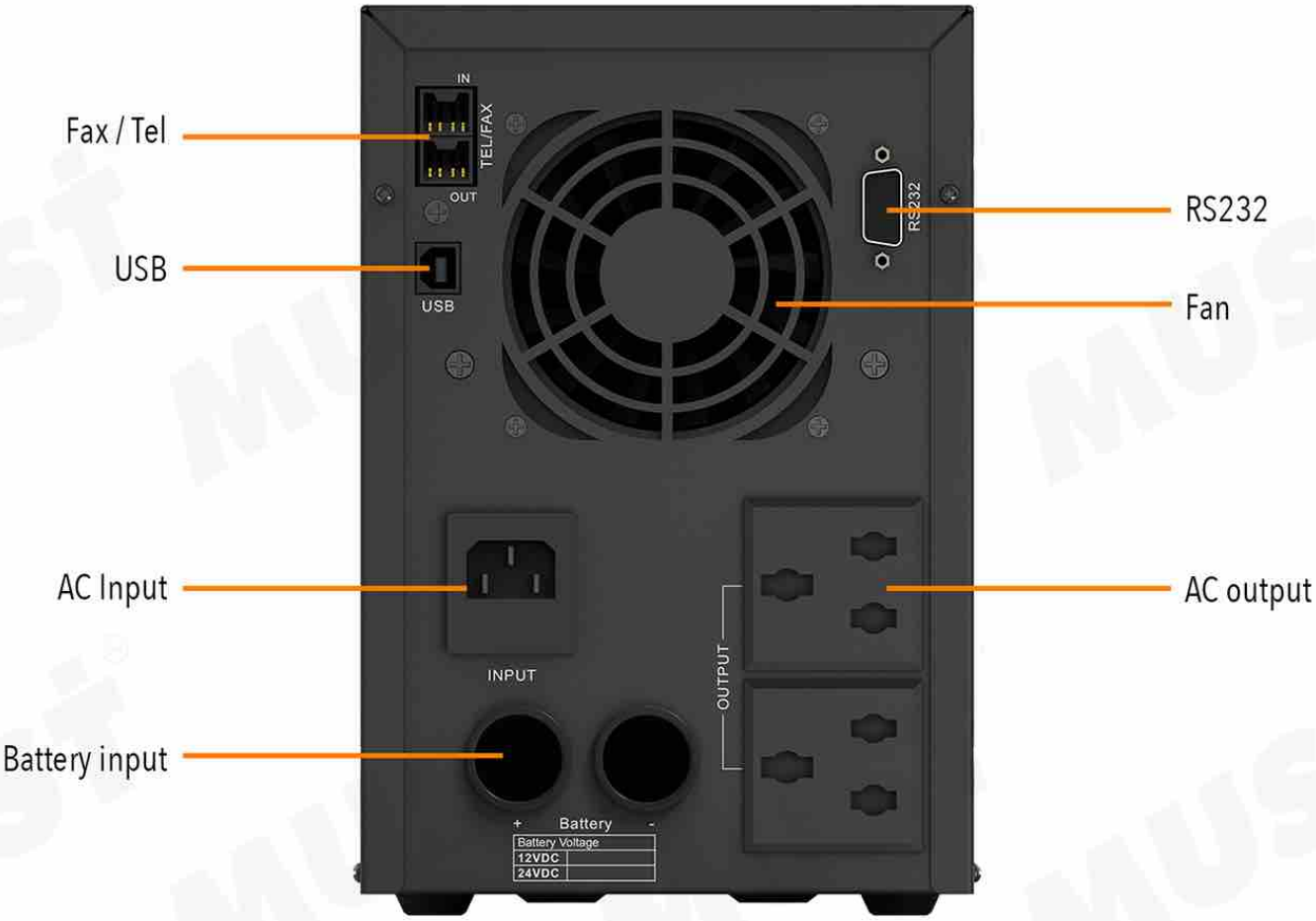
Fax / Tel
USB
AC Input
Battery input
RS232
Fan
AC output
IN
TEL/FAX
OUT
USB
RS232
INPUT
OUTPUT
+ Battery -
Battery Voltage
12VDC
24VDC

EP2000 PRO (Rack)

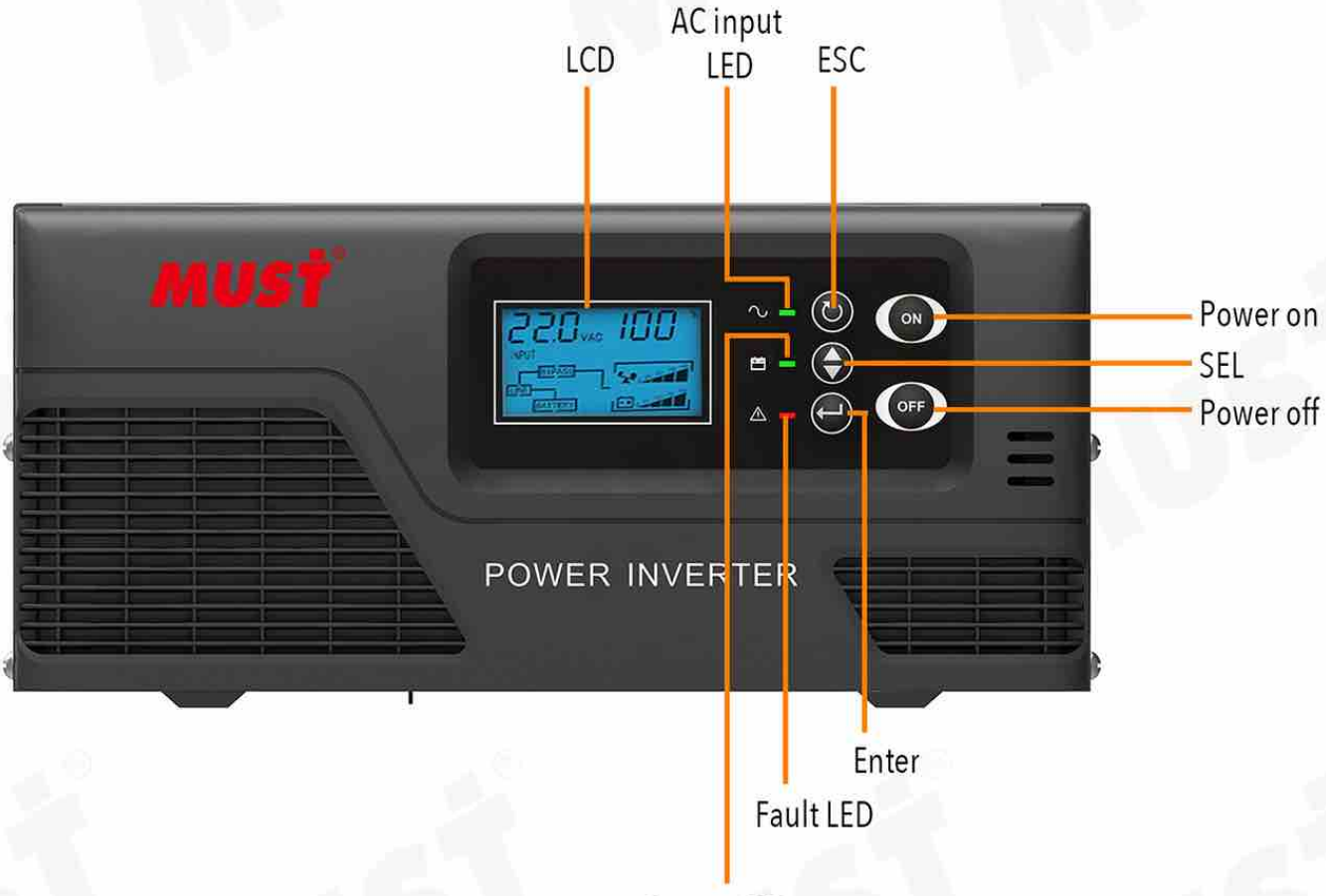
LCD
AC input LED
ESC
Power on
SEL
Power off
Enter
Fault LED
MUST
220 VAC 100
INPUT
BYPASS
BATTERY
ON
OFF
POWER INVERTER

MUST

Battery LED

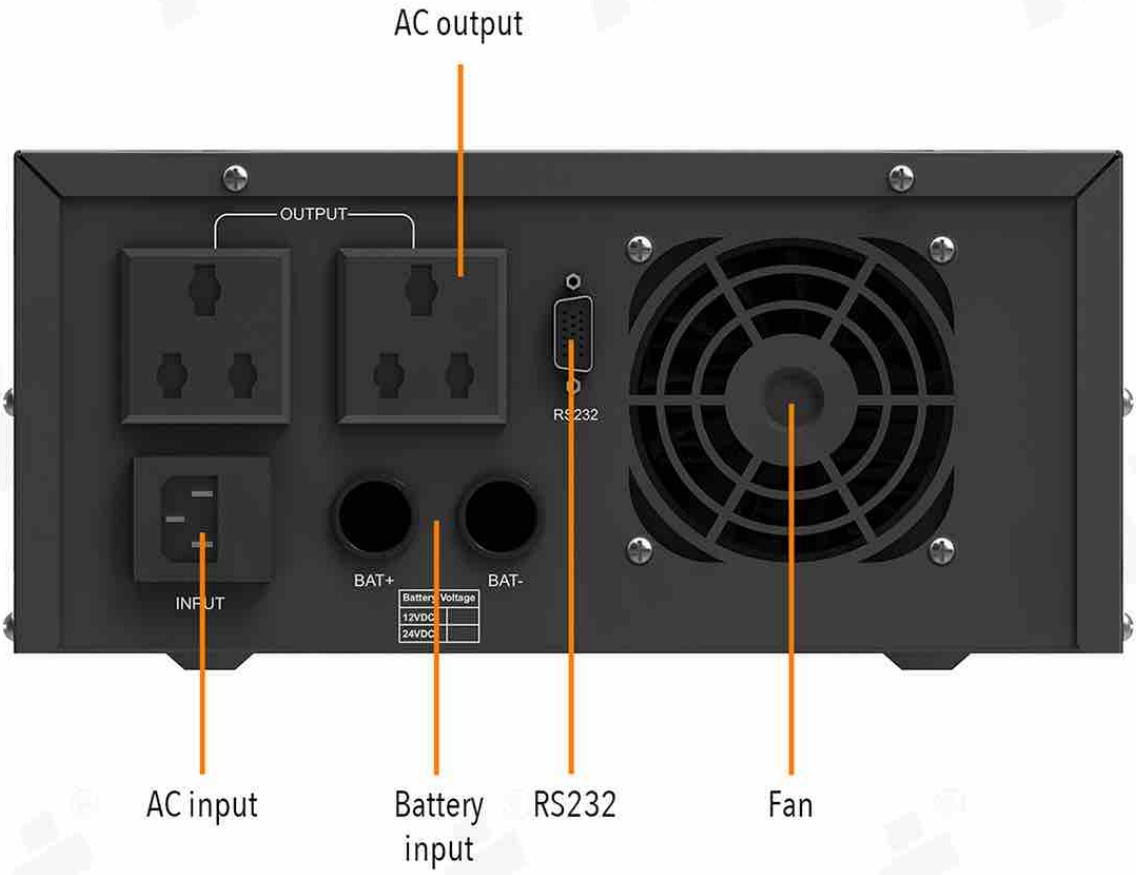
AC output
OUTPUT
RS232
INPUT
BAT+
BAT-
Battery Voltage
12VDC
24VDC
AC input
Battery input
RS232
Fan

INVERTER SYSTEM CONNECTION

INVERTER+SOLAR CHARGE CONTROLLER +SOLAR PANEL + BATTERY + GRID/GENERATOR + APPLICATION LOADS

MPPT SOLAR CHARGE

MUST

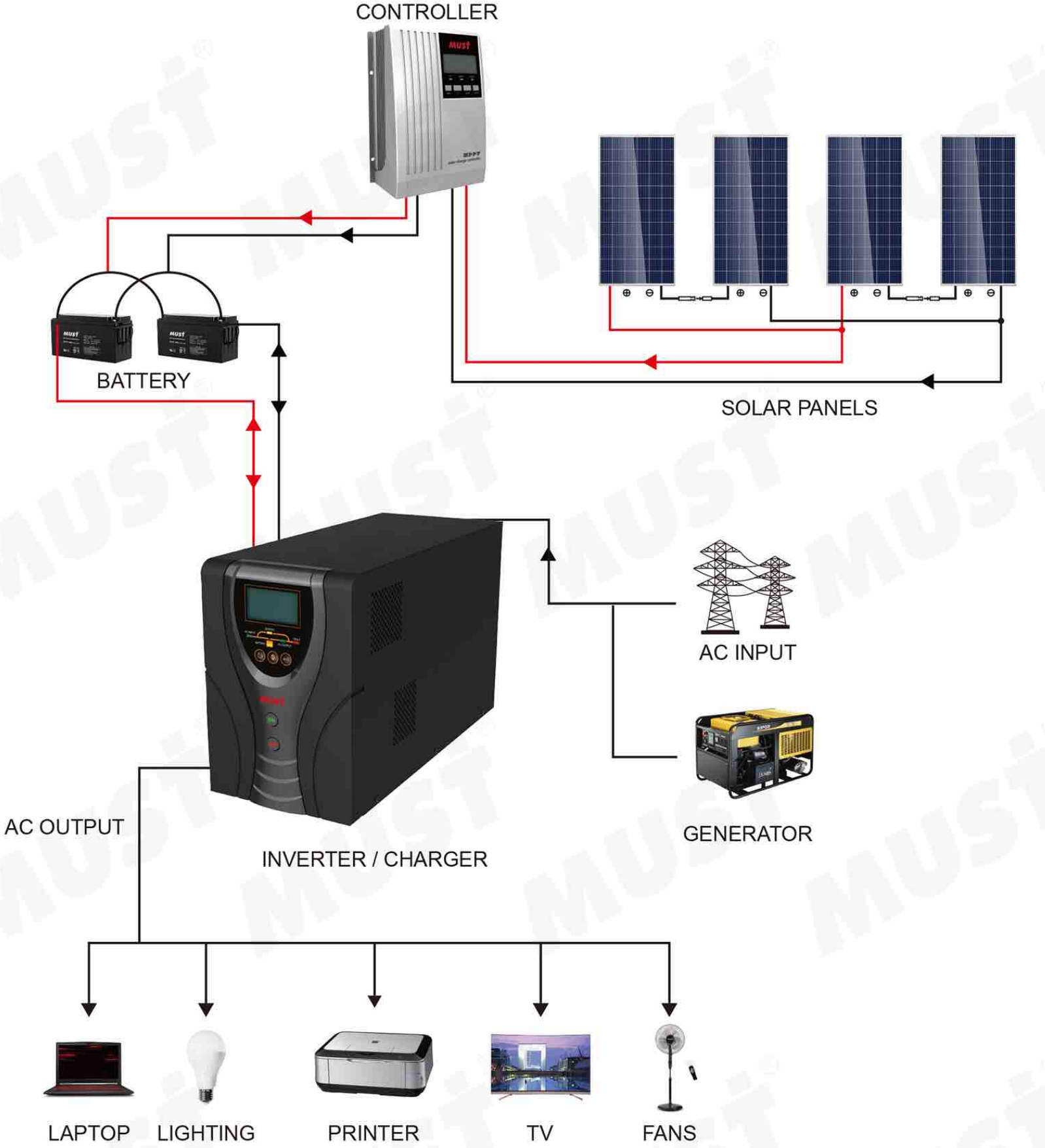
CONTROLLER
SOLAR PANELS
BATTERY
AC INPUT
GENERATOR
INVERTER / CHARGER
AC OUTPUT
LAPTOP
LIGHTING
PRINTER
TV
FANS

EP2000 PRO is a cost effective, multi-function Power inverter which accept Utility input and works as UPS, at the same time can connect external solar charge controller and panel to be solar system. It supply continuously green power to all the loads with pure sine wave output. This inverter are widely use at house, office, shops and schools etc

PRODUCT PARAMETERS

MAKE SURE EACH PARAMETER IS TRUE

Learn more about the product

Model		EP20-0312 Pro	EP20-0612 Pro	EP20-0812 Pro	EP20-1012 Pro	EP20-0324 Pro	EP20-0624 Pro	EP20-0824 Pro	EP20-1024 Pro	EP20-2048 Pro
Default Battery System Voltage		12VDC				24VDC				48VDC
INVERTER OUTPUT	Rated Power	300W	600W	800W	1000W	300W	600W	800W	1000W	2100W
	Surge Rating(20ms)	900W	1800W	2400W	3000W	900W	1800W	2400W	3000W	6300W
	Waveform	Pure Sine Wave								
	Rated Output Voltage	Inverter：230VAC(+/-2% RMS)，AVR：195VAC-245VAC								
	Output Frequency	50Hz/60Hz +/-0.2Hz								
	Inverter Efficiency(Peak)	>75%				>81%				>83%
	Bypass Efficiency	>95%								
	Output Transfer Time	Typical:6ms 10ms(max)								
AC INPUT	Voltage	220/230/240VAC								
	Selectable Voltage Range	140~280VAC+/-2%								
	Low Battery Alarm	140VAC+/-2%								
	Low Voltage Recover	150VAC+/-2%								
	High Battery Alarm	280VAC+/-2%								
	High Voltage Recover	270VAC+/-2%								
	Low Frequency Alarm	45+/-0.2Hz								
	Low Frequency Recover	46+/-0.2Hz								
	High Frequency Alarm	65+/-0.2Hz								
	High Frequency Recover	64+/-0.2Hz								
	Norminal Input Range	50Hz/60Hz +/-0.2Hz								
	AC Auto Restart	YES								
BATTERY	Minimum Start Voltage	Low Battery Voltage Cutoff+0.5V				Low Battery Voltage Cutoff+0.5V				
	Low Battery Alarm	Low Battery Voltage Cutoff+0.5V				Low Battery Voltage Cutoff+1.0V				
	Low Battery Cutoff	10-12.0VDC				20.0-24.0VDC				42.0-44.0VDC
	High Battery Cutoff	Nominal Voltage+0.5V				Nominal Voltage+1.0V				
AC CHARGE	Floating Voltage	13.5 /13.6/ 13.7VDC				27.0/ 27.2 /27.4VDC				54.0/ 54.4 /54.8VDC
	Nominal Voltage	13.8~14.5V				27.6~29V				56.0/ 56.8 /57.6VDC
	Maximum Charge Current	300W	600W	800W	1000W	300W	600W	800W	1000W	3000W
		10A	20A	25A	30A	5A	10A	15A	15A	18A
BYPASS & PROTECTION	Input Waveform	Pure Sine Wave								
	Input Frequency	50Hz or 60Hz								
	Low Frequency Trip	45+/-0.2Hz								
	Low Frequency Trip	65+/-0.2Hz								
	Overload Protection	110%~125%R Load fault after 30S 125% ~150%R Load fault after 3s >150%R Load fault after 500ms								
	Over Temperature Protection	≧90℃								
	Bypass Output Protection	10A 250VAC								
	Output Circuit protection	YES								
	Battery Reverse Protection	Optional								
	Battery Low Voltage Protection	YES								
	Battery High Voltage Protection	YES								

MUST

	Bypass Breaker Rating	10A				
	Maximum Bypass Current	10A				
MECHANICAL SPECIFICATION	Dimensions	315*145*210mm				375*192*340mm
	(N.W) kg	300W	600W	800W	1000W	1000W
		7.5	10.7KG	12.5	13.5KG	14.5KG
	Shipping Dimensions (W*H*D)	420*280*225mm				525*335*485mm
	(G.W)kg	300W	600W	800W	1000W	3000W
		8	11.5KG	13	14.0KG	15.5KG
OTHER	Operating Temperature	0°C~40°C 0~90% relative humidity (non-condensing)				
	Storage Temperature	-15°C to 55°C				
	Altitude	≦1000M				
	Audible Noise	≦ 60dB				
	Display	LED+LCD				
	Cooling mode	Fan cooling				
	Fan starting	>45°C starting，<30°C Closing				
	Communication	RS232/ USB				

*** Product specifications are subject to change without further notice.**

Size


BYPASS
AC INPUT
FAULT
BATTERY
AC OUTPUT
MUST
ON
OFF
215mm
346mm
145mm

EP2000 PRO (Tower)

MUST


MUST
220
100
ON
OFF
POWER INVERTER
20.8mm
301.3mm
266.4mm

EP2000 PRO (Rack)

Package

What you will get:

- AC input cable
- Battery cable
- User manual
- Warranty card
- USB/RS232 cable+CD(optional)

MUST



EP2000 PRO (TOWER)			
COLOR BOX DIMENSION	412*207*280 MM		
LOADING	20GP	40GP	40HQ
	1100pcs	2200pcs	2700pcs

EP2000 PRO (RACK)			
COLOR BOX DIMENSION	377*316*185 MM		
LOADING	20GP	40GP	40HQ
	1200pcs	2400pcs	3000pcs

INVERTER/CHAR ER
THE EXPERT FOR PO VER
PC
TV
Light
Electric fan
CE
Recycling Saves Energy

Packaging

MUST®

Applicable appliances

ELECTRONIC PRODUCT	12V/24V	QUANTITY AVAILABLE	ELECTRONIC PRODUCT	12V/24V	QUANTITY AVAILABLE
LED LIGHT	✓	10	TV	✓	1
INCANDESCENT LAMP	✓	10	REFRIGERATOR	✓	2 【Start separately】
FAN	✓	5 【Start separately】	CRT TV	✓	1
DESKTOP PC	✓	2 【Start separately】	PRINTER	✓	1
LAPTOP	✓	6	VACUUM CLEANER	✓	1
ELECTRIC COOKER	✓	1	DIGITAL PRODUCT	✓	10

PRACTICAL APPLICATION

APPLICABLE PLACE


HOME

MARIVAN
MARIVAN
Shop / Supermarket

Office

ACTUAL CASE

MUST

PROFESSIONAL CERTIFICATION

CE FCC IEC MSDS ISO9001

High quality and high standard



CERTIFICATE

Anbotek
Product Safety

CERTIFICATE
Of Conformity
EC Council Directive 2014/30/EU
Electromagnetic Compatibility
Registration No.: AT0917110051E

Report No.: R0917110051E

Applicant : SHENZHEN MUST ENERGY TECHNOLOGY CO., LTD
4-5F Building 11, Yusheng Industrial Park, NO 467, Section Xixiang, National Highway 107, Baoan District, Shenzhen, China

Product Identification : INVERTER
: Model No. : EP20-0312 PRO, EP20-0324 PRO, EP20-0612 PRO, EP20-0624 PRO, EP20-0812 PRO, EP20-0824 PRO, EP20-1012 PRO, EP20-1024 PRO
Trade Mark : MUST
Rating : EP20-0312 PRO 12V 300W, EP20-0324 PRO 24V 300W, EP20-0612 PRO 12V 600W, EP20-0624 PRO 24V 600W, EP20-0812 PRO 12V 800W, EP20-0824 PRO 24V 800W, EP20-1012 PRO 12V 1000W, EP20-1024 PRO 24V 1000W

Test Standards : EN 61000-6-4: 2007+A1: 2011
EN 61000-3-2: 2014
EN 61000-3-3: 2013
EN 61000-6-2: 2005

The certificate of conformity is based on an evaluation of a sample of the above-mentioned product. Technical report and documentation are at the applicant's disposal. This is to certify that the tested sample is in conformity with all provisions of Annex II of Council Directive 2014/30/EU, in its latest amended version, referred to EMC Directive. The certificate does not imply assessment of the production and does not permit the use of Lab's logo. The applicant of the certificate is authorized to use this certificate in connection with EU declaration of conformity to Article 15 of the directive.

Jan. 30, 2018
Date

Certified by
Tom Chen
Tom Chen
Manager

CE The CE Marking may only be used if all relevant and effective EU Directives are complied with CE

Shenzhen Anbotek Compliance Laboratory Limited
1/F, Building D, Sogood Science and Technology Park, Sanwei community, Hangcheng Street, Bao'an District, Shenzhen, Guangdong, China.518102
Tel: (86)755-26066440 Fax: (86)755-26014772
Http://www.anbotek.com Email: service@anbotek.com



SGS

SHENZHEN MUST ENERGY TECHNOLOGY CO., LTD.

4-5F, Building A11, Yusheng Industrial Park, No. 467, National Highway 107, Xixiang Street, Baoan District, Shenzhen City, Guangdong Province, P.R. China

ISO 9001:2015

Design and manufacture of UPS (uninterruptible power supply)

This certificate is valid from 20 December 2017 until 8 November 2018 and remains valid subject to satisfactory surveillance audits. Recertification audit due a minimum of 60 days before the expiration date. Issue 5. Certified since 8 November 2012

Page 1 of 1



CERTIFICATE

Anbotek
Product Safety

CERTIFICATE
Of Conformity
Low Voltage Directive 2014/35/EU
Registration No.: AT0917110051S

Report No.: R0917110051S

Applicant : SHENZHEN MUST ENERGY TECHNOLOGY CO., LTD
4-5F Building 11, Yusheng Industrial Park, NO 467, Section Xixiang, National Highway 107, Baoan District, Shenzhen, China

Product : INVERTER
Model No. : EP20-0312 PRO, EP20-0324 PRO, EP20-0612 PRO, EP20-0624 PRO, EP20-0812 PRO, EP20-0824 PRO, EP20-1012 PRO, EP20-1024 PRO
Trade Mark : MUST
Rating : EP20-0312 PRO 12V 300W, EP20-0324 PRO 24V 300W, EP20-0612 PRO 12V 600W,EP20-0624 PRO 24V 600W, EP20-0812 PRO 12V 800W,EP20-0824 PRO 24V 800W, EP20-1012 PRO 12V 1000W,EP20-1024 PRO 24V 1000W
Test Standards : EN 62109-1: 2010
EN 62109-2: 2011

The certificate of conformity is based on an evaluation of a sample of the above mentioned product. Technical report and documentation are at the applicant's disposal. This is to certify that the tested sample is in conformity with Low Voltage Directive 2014/35/EU relating to electrical equipment designed for use within certain voltage limits. The certificate does not imply assessment of the series-production of the product. The applicant of the certificate is authorized to use this certificate in connection with EU declaration of conformity specified in Article 15 and Annex IV of the Directive.

Jan. 29, 2018
Date

Certified by
Jeff Zhu
Manager

CE The CE Marking may only be used if all relevant and effective EU Directives are complied with CE

Shenzhen Anbotek Compliance Laboratory Limited
1/F., Bldg C, Gold Power Industrial Park, Julongshan Grand Industrial Zone, Pingshan New District, Shenzhen, Guangdong, China
Tel: (86)755-26066440 Fax: (86)755-26014772
Http://www.anbotek.com Email: service@anbotek.com

TEST REPORT

Have quality inspection to use with confidence



Anbotek
Product Safety

Shenzhen Anbotek Compliance Laboratory Limited
Page 1 of 54 Report No.: R0917110051E

EMC Test Report
For
SHENZHEN MUST ENERGY TECHNOLOGY CO., LTD
INVERTER
Model No.: EP20-0312 PRO, EP20-0324 PRO, EP20-0612 PRO, EP20-0624 PRO, EP20-0812 PRO, EP20-0824 PRO, EP20-1012 PRO, EP20-1024 PRO

Prepared For : SHENZHEN MUST ENERGY TECHNOLOGY CO., LTD
Address : 4-5F Building 11, Yusheng Industrial Park, NO 467, Section Xixiang, National Highway 107, Baoan District, Shenzhen, China

Prepared By : Shenzhen Anbotek Compliance Laboratory Limited
Address : 1/F, Building D, Sogood Science and Technology Park, Sanwei community, Hangcheng Street, Bao'an District, Shenzhen, Guangdong, China.518102
Tel: (86) 755-26066440 Fax: (86) 755-26014772

Report Number : R0917110051E
Date of Test : Nov. 23, 2017~Jan. 29, 2018
Date of Report : Jan. 29, 2018

Shenzhen Anbotek Compliance Laboratory Limited
Tel:(86)755-26066440 Fax:(86)755-26014772 www.anbotek.com



Anbotek
Product Safety

Shenzhen Anbotek Compliance Laboratory Limited
Page 9 of 54 Report No.: R0917110051E

1.7. Measurement Uncertainty

Radiation Uncertainty	:	Ur = 4.1 dB (Horizontal)
		Ur = 4.3 dB (Vertical)
Conduction Uncertainty	:	Uc = 3.4dB
Disturbance Uncertainty	:	Ud = 2.6 dB

1.8. Description of Test Facility

The test facility is recognized, certified, or accredited by the following organizations:

FCC-Registration No.: 184111
Shenzhen Anbotek Compliance Laboratory Limited, EMC Laboratory has been registed and fully described in a report filed with the (FCC) Federal Communications Commission. The acceptance letter from the FCC is maintained in our files. Registration No. 184111, July 31, 2017.

ISED-Registration No.: 8058A-1
Shenzhen Anbotek Compliance Laboratory Limited, EMC Laboratory has been registered and fully described in a report filed with the (ISED) Innovation, Science and Economic Development Canada. The acceptance letter from the ISED is maintained in our files. Registration 8058A-1, June 13, 2016.

CNAS - LAB Code: L3503
Shenzhen Anbotek Compliance Laboratory Limited., Laboratory has been assessed and in compliance with CNAS/CL01: 2006 accreditation criteria for testing laboratories (identical to ISO/IEC 17025:2005 General Requirements) for the Competence of Testing Laboratories.

Test Location
All Emissions tests were performed at
Shenzhen Anbotek Compliance Laboratory Limited.
1/F, Building D, Sogood Science and Technology Park, Sanwei community, Hangcheng Street, Bao'an District, Shenzhen, Guangdong, China.518102

Shenzhen Anbotek Compliance Laboratory Limited
Tel:(86)755-26066440 Fax:(86)755-26014772 www.anbotek.com



Anbotek
Product Safety

Shenzhen Anbotek Compliance Laboratory Limited
Page 54 of 54 Report No.: R0917110051E

CE Label

1. The CE conformity marking must consist of the initials "CE" taking the following form:
   If the CE marking is reduced or enlarged, the proportions given in the above graduated drawing must be respected.
2. The CE marking must have a height of at least 5 mm except where this is not possible on account of the nature of the apparatus.
3. The CE marking must be affixed to the product or to its data plate. Additionally it must be affixed to the packaging, if any, and to the accompanying documents.
4. The CE marking must be affixed visibly, legibly and indelibly.
   It must have the same height as the initials "CE".

———— End of Report ————

Shenzhen Anbotek Compliance Laboratory Limited
Tel:(86)755-26066440 Fax:(86)755-26014772 www.anbotek.com

MUST®

SHENZHEN MUST ENERGY TECHNOLOGY CO.,LTD.